

Overview

Purpose: Work with a team to complete various tasks

Estimated time: 90 minutes

Chaperones will lead students in a variety of challenge activities. Students will be in teams and competing.

Supplies

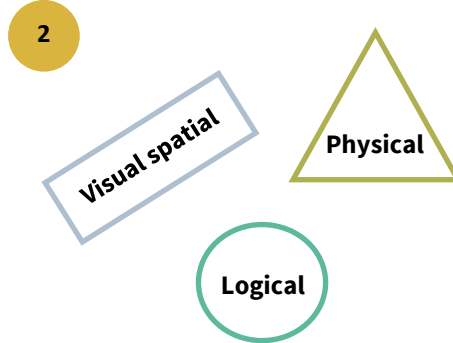
- Lesson Plan
- Arrowheads Folder
- Blindfolds (10)
- Danger Walk Folder
- Blue Straps (2)
- Duo Draw Folder
- Facilitator Cards (13)
- Mystery Statue Bag
- Pipeline Pipe Halve (5)
- Golf Ball and Marble Container
- Secret Message Folder
- 6'x6' Tarp
- Storybook Folder
- 6'x6' Tarp Maze
- Team-gineering Folder
- Traffic Jam Folder

Steps to Success




1

- Familiarize yourself with the kit contents.
- We recommend choosing which activities you want to do before students arrive.



2

- More information about the level of challenge as well as the type of challenge can be found in the lesson plan.



3

- When students arrive, break them into even groups.
- Students can come up with group names.




4

- Set expectations for respectful and fun competition.
- Explain that the goal for each team is to see if they can complete the challenge.



5

- You can choose how many activities you want to do.
- Adults can break up and facilitate different stations.



6

- Organize items with their folders.
- We recommend doing this after each activity.
- Let you liaison know the next day if anything was lost or broken.