



## Campfire




### Available Materials:


- Lesson Plan
- Campfire Book
- Activity/Song Sheets
- S'mores Sticks



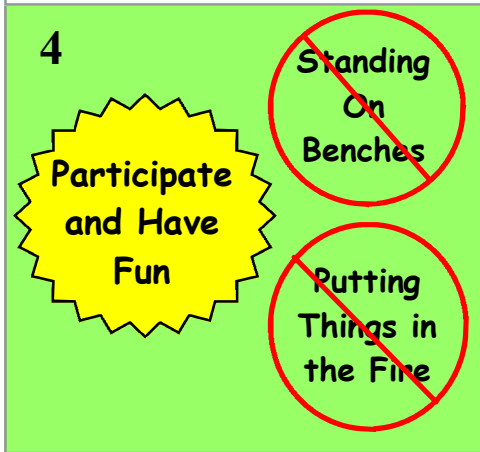
1 Prepare ahead of time for the campfire; gather ideas from staff and parents. Maybe a trip to the skit closet will help.



2 Use the Campfire Book in the Chaperone Lounge to select a good mix of songs, skits, games, and stories.



3 At the fire ring inform students that you are going to be doing a variety of activities; some requiring volunteers, most full audience.



4 Discuss clearly your behavior guidelines and expectations at campfire.



5 Suggestion: Start out with a song that requires active participation (ex. Baby Shark, Bugaloo, etc.). Then continue with a mix of stories, skits, and songs.



6 Towards the end, if appropriate, your students may have activities they would like to share with the group.



7 If the group is making s'mores allow 10 to 40 minutes, depending on the size of the group.



8 When done roasting marshmallows burn off marshmallow residue by placing the forked end of the stick in the coals.



9 Bring back any trash and allow the fire to burn down or use water to extinguish if necessary.

If anything was broken or missing, or if any of the supplies were low or were used up, please let your liaison know. Thank you for your assistance.